

# Monthly Report – June 2022





## **Section 1: Bureau / Division Reports**

**Field Services Bureau \ Noteworthy Police Work**

**Retirements/Resignations/promotions**

**Assignments**

**Bureau Reports**

## **Section 2: Statistical Activity Summary**

**Calls for Service Totals**

**Motor Vehicle Activity**

**Criminal Arrest Summary**

**Calls for Service Breakdown Report**

**Parking Ticket Summary**

**Statistical Activity Summary**

## Field Services Bureau \ Noteworthy Work

**File 22-19894 6-2-22 1942hrs 1975 Black Rock Tpk.....Great Job by all Involved!!!!!!!**

### Fairfield Police Arrest Two Juveniles, Seize 'Ghost Guns' Following Lengthy Pursuit of Stolen Motor Vehicle

At approximately 5:25 p.m. on Thursday, June 2, a Fairfield Police Officer was conducting patrol in an unmarked Fairfield Police vehicle when they observed a black Honda Civic traveling south on Black Rock Turnpike. They conducted a query of the vehicle's registration and discovered that the vehicle had recently been reported stolen out of New Haven following a reported carjacking.

The driver allegedly refused to stop and fled from officers on Black Rock Turnpike. Fairfield Police deployed spike strips further down the road in the area of Castle Avenue in an attempt to stop the suspect vehicle. The vehicle ran over the spike strips, puncturing three of the vehicle's four tires. The vehicle then began driving in the wrong direction on the Kings Highway East Traffic Circle before subsequently entering the on-ramp for I-95, traveling northbound.

Police then deployed spike strips on Seaview Avenue, which the vehicle drove over before once again entering the on-ramp onto I-95, traveling northbound. At this time, the driver lost control of the vehicle in the grass median. The pursuit lasted approximately five miles.

After a brief foot pursuit, officers located the two juvenile suspects and placed them under arrest without further incident. No injuries were reported.

Upon a search of the vehicle, officers located and seized two 9mm semi-automatic handguns along with a high capacity (30 round) magazine. The guns did not have a serial number and are believed to be what is referred to as "ghost guns." A ghost gun is a firearm where parts of a gun are purchased separately and assembled together. But once completed, the firearm needs to be registered and have a serial number stamped on it in order for it to be possessed legally.

Police also seized three bags containing a white, loose rock-like substance that is believed to be crack cocaine and 35 individually packaged white wax folds containing a white powdery substance believed to be heroin.



A **JUVENILE MALE, AGE 15, OF MERIDEN**, was arrested and charged with:

- Larceny in the First Degree
- Illegal Transfer of a Stolen Pistol or Revolver
- Carrying a Pistol Without a Permit
- Illegal Possession of a Weapon in a Motor Vehicle
- Possession with Intent to Distribute more than an Ounce of Heroin or Methamphetamines
- Criminal Possession of a Firearm
- Resisting Arrest

A **JUVENILE MALE, AGE 17, OF HAMDEN**, was arrested and charged with:

- Larceny in the First Degree
- Possession with Intent to Distribute more than an Ounce of Heroin or Methamphetamines
- Illegal Transfer/Purchase of a Stolen Pistol or Revolver
- Carrying a Pistol Without a Permit
- Illegal Possession of a Weapon in a Motor Vehicle
- Criminal Possession of a Firearm
- Criminal Possession of a High Capacity Magazine
- Engaging Police in a Pursuit
- Reckless Driving
- Resisting Arrest

**File 22-15602 6-13-22 1235hrs Rose Smoke Shop 2035 Black rock Tpk**

Department of Revenue Services Agent and the Tobacco Prevention and Enforcement Agents to the Smoke and Rose Vape Shop located at 2035 Black Rock Turnpike in Fairfield, CT. Due to the numerous complaints over the past several months regarding underage sales of tobacco products and marijuana products to juvenile residents of Fairfield.

- Ali G. Mohamed 04-01-02 : was issued an Infraction for 53-344(b) Illegal Sale of Cigarettes and/ or Tobacco products to a Minor.

**File 22-21883 6-19-22 0015hrs WAFU 3671 Post Rd. Southport**

On Sunday June 19, 2022 at approximately 0015hrs the Fairfield Police Emergency Communications Center received several 911 calls reporting shots fired at Wafu, 3671 Post Road Southport.


A preliminary investigation revealed that an adult male sustained a gunshot wound to the arm and was suffering from non-life threatening injuries. Several items of evidentiary value were found on scene which include shell casings. This is an ongoing and active incident being investigated by the Fairfield Police Detective Bureau.

This incident is currently under investigation.

**Retirements/Resignations**

There were no retirements or resignations in June.

### Transfers/Reassignments/Promotions



**New Animal Control Officer**

**Stormy Ryan 5/3/22**

### Special Services Bureau

#### Traffic Safety Unit

	Jan	Feb	Mar	Apr	May	Jun	Jul	Aug	Sep	Oct	Nov	Dec
Traffic Stops	371	390	405	362	108	89						
Infractions Issued	239	256	250	254	73	54						
Misdemeanor Summons	4	9	0	7	2	0						
Accidents Investigated	34	28	28	28	32	27						
Child Seat Installations	12	9	10	9	10	12						
DUI Arrests	4	1	2	2	2	1						

#### Traffic Crash Unit

	Jan	Feb	Mar	Apr	May	Jun	Jul	Aug	Sep	Oct	Nov	Dec
Accidents Investigated	67	54	76	80	66	59						
Accidents with Injuries	5	10	6	9	9	8						



<i>Search Warrants</i>	0	5	2	0	1	2						
<i>Arrest Warrants</i>	0	4	3	2	0	2						
<i>Misdemeanor Summons</i>	6	1	6	7	1	1						
<i>Infractions Issued</i>	23	26	30	46	16	26						
<i>Fatalities</i>	1	1	3	2	2	*1						

- \*Assist Bridgeport PD - Fatal MVA - Kossuth/Putnam
- Assist Westport PD - Pedestrian Strike Post Rd East
- Assist Bridgeport PD - Serious MVA - Scooter vs Car Housatonic/E Washington - FARO Scans, Speed from video, Evidence gathering
- **Fairfield PD Call Out - Motorcycle collision on Fairchild Ave - FARO Scans**

<i>Animal Control</i>	Jan	Feb	Mar	Apr	May	Jun	Jul	Aug	Sep	Oct	Nov	Dec
<i>Complaints</i>	65	56	66	75	94	88						
<i>Wildlife Complaints</i>	22	22	24	27	43	37						
<i>Animals Tested for Rabies</i>	1	1	1	1	0	0						
<i>Animals Positive / Rabies</i>	0	0	0	0	0	0						
<i>Animal Bites</i>	2	0	4	1	4	4						
<i>Written Warnings</i>	2	3	6	8	7	5						
<i>Infractions</i>	0	4	1	2	2	1						
<i>Misdemeanors</i>	0	0	1	0	0	0						

Animals impounded: 7: 6 dogs, 1 cat,

**Traffic Enforcement Targeted Area**

- Fairfield Woods Rd
- Jackman Ave
- Villa Ave
- Church Hill Rd
- Burr St
- Post Rd / River St
- Black Rock Tpk
- Pansy Rd
- Harvester Rd

- Redding Rd
- Brookside Dr
- Toilsome Hill Rd
- N Pine Creek/Henderson Rd

<b>Marine</b>	<b>April</b>	<b>May</b>	<b>JUN</b>	<b>JUL</b>	<b>AUG</b>	<b>SEPT</b>	<b>OCT</b>
<i>Complaints</i>	NA	20	36				
<i>Boats Towed</i>	NA	4	4				
<i>Written Warnings</i>	NA	0	0				
<i>Arrests</i>	NA	0	0				
<i>Safety Inspections</i>	NA	1	2				
<i>Total Calls For Service</i>	NA	20	36				
<i>Hours Underway</i>	NA	50	120				
<i>Community Events</i>	NA	2	4				
<i>Location Checks</i>	NA	3	10				
<i>Fatalities</i>	NA	0	0				

## **Administrative Services Bureau**

### **Training**

- De-escalation Instructor Course
- Less Lethal Shotgun
- Peer Support
- FTO Training
- ESU Sniper Training
- Marine Unit NASBLA BCM Course
- Taser Instructor and New User Training
- Marine Dive Team Training
- Marine Search and Rescue
- ESU Monthly Training

**Emergency Communication Center \ Noteworthy Work**

**Emergency Communications Center Call Statistics**

	Jan	Feb	Mar	Apr	May	June	July	Aug	Sep	Oct	Nov	Dec
<i>Total Incoming Calls</i>	8,163	6,937	8,293	7,751	8,723	9,020						
<i>Total 911 Calls</i>	1772	1,578	1,779	1,722	1,814	1,856						
<i>Total Outgoing Calls</i>	2,345	1,886	2,243	2,175	2,307	2,509						
<i>Total CSFs Processed</i>	4,044	3,910	4,344	3,552	3,813	3,529						
<i>% 911 Calls Under 10 Sec</i>	95.26	96.08%	94.75%	95.12%	95.53	95.33						

## Parking Report June 2022 FPD



Prepared 07/01/2022 by Suzanne Kuroghlian, Parking Account Clerk/Administrator

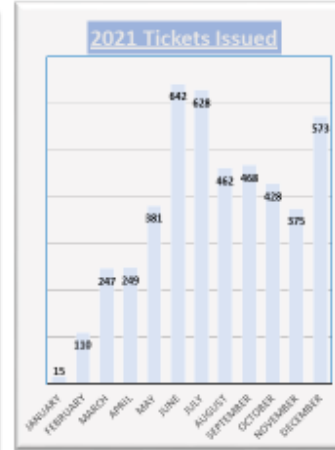
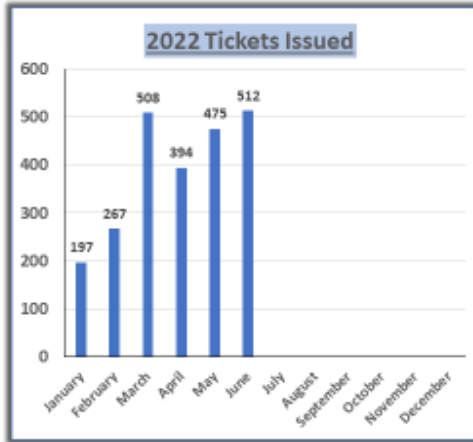
## Findings

06/01/2022 – 06/30/2022

- **512** Parking Citations Issued
- **\$20,072.50** Funds Collected

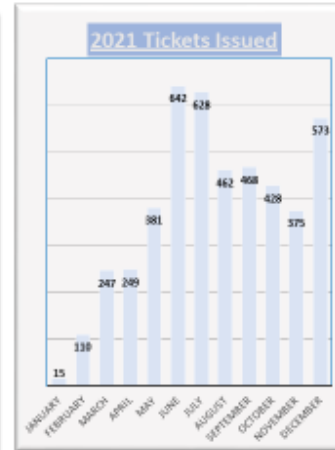
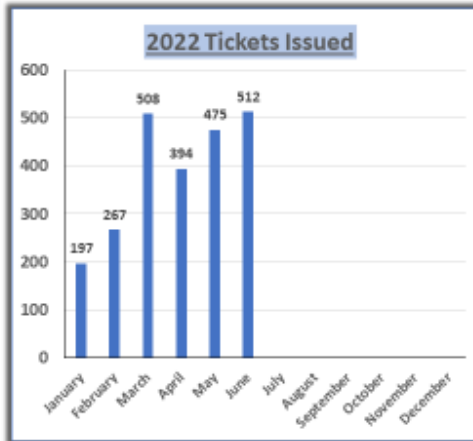
## June 2022 Parking Ticket Report

TICKETS ISSUED	# Issued 2022	# Issued 2021
January	197	15
February	267	110
March	508	247
April	394	249
May	475	381
<b>June</b>	<b>512</b>	642
July	628	
August	462	
September	468	
October	428	
November	375	
December	—	573
<b>TOTAL</b>	<b>2,353</b>	4,578



## June 2022 Parking Ticket Report

TICKETS ISSUED	# Issued 2022	# Issued 2021
January	197	15
February	267	110
March	508	247
April	394	249
May	475	381
<b>June</b>	<b>512</b>	642
July	628	
August	462	
September	468	
October	428	
November	375	
December	—	573
<b>TOTAL</b>	<b>2,353</b>	4,578



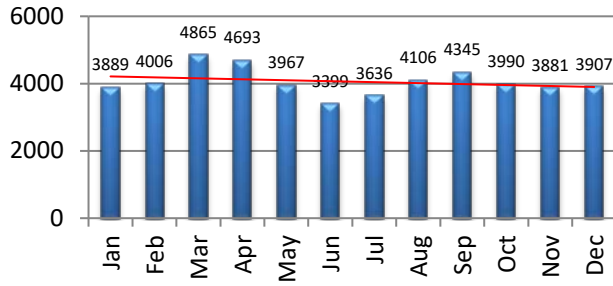
### Section 3: Statistical Activity Summary

#### TOTAL CALLS FOR SERVICE

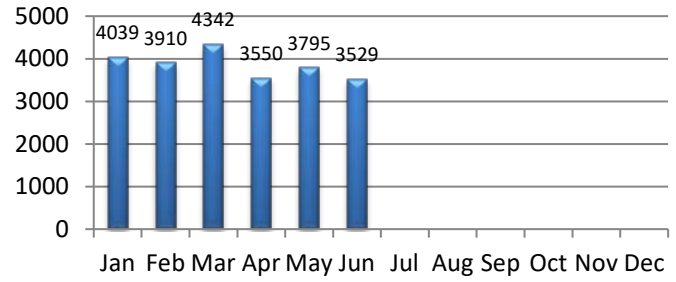
Calls for Service	Jan	Feb	Mar	Apr	May	Jun	Jul	Aug	Sep	Oct	Nov	Dec	YTD
2021	3889	4006	4865	4693	3967	3399	3636	4106	4345	3990	3881	3907	48,684
2022	4039	3910	4342	3550	3795	3529							23,165

Note: Includes miscellaneous calls that may not be listed under the call analysis section

Calls For Service - 2021



Calls for Service - 2022

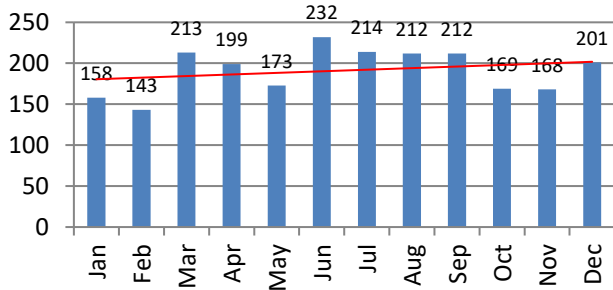


#### ALARM RESPONSE SUMMARY

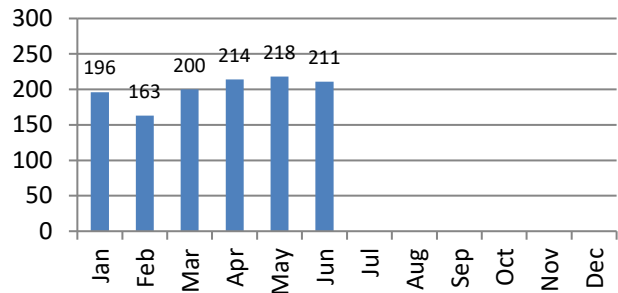
Total Alarms	Jan	Feb	Mar	Apr	May	Jun	Jul	Aug	Sep	Oct	Nov	Dec	YTD
2021	158	143	213	199	173	232	214	212	212	169	168	201	2,294
2022	196	163	200	214	218	211							1,202

False Alarms	Jan	Feb	Mar	Apr	May	Jun	Jul	Aug	Sep	Oct	Nov	Dec	YTD
2021	158	143	211	199	173	231	214	212	212	169	168	201	2,291
2022	196	163	200	214	218	211							1,202

Alarms - 2021



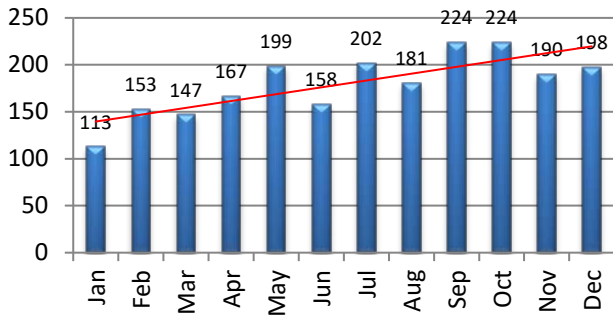
Alarms - 2022



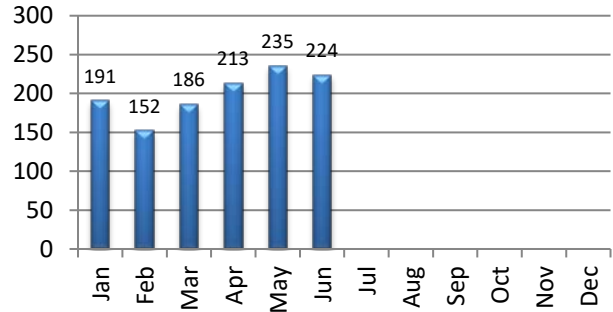
**MOTOR VEHICLE ACTIVITY**

MV Accidents	Jan	Feb	Mar	Apr	May	Jun	Jul	Aug	Sep	Oct	Nov	Dec	YTD
2021	113	153	147	167	199	158	202	181	224	224	190	198	2,156
2022	191	152	186	213	235	224							1,201

**Motor Vehicle Accidents - 2021**



**Motor Vehicle Accidents - 2022**



MV Enforcement	Jan	Feb	Mar	Apr	May	Jun	Jul	Aug	Sep	Oct	Nov	Dec	YTD
Warning-2021	458	374	560	396	249	177	183	319	212	179	279	217	3,603
2022	211	225	279	123	136	114							1,088

Infractions-2021	71	134	270	520	155	95	246	367	171	267	223	150	2,669
2022	239	258	258	225	87	55							1,122

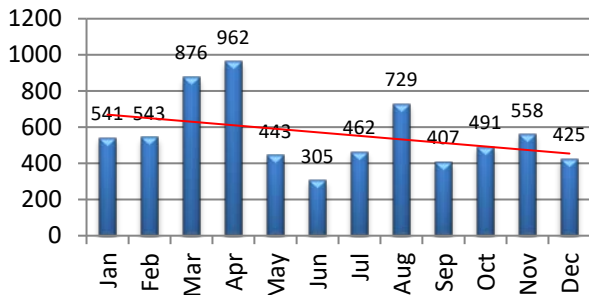
Misdemeanor-2021	8	24	38	34	31	28	25	36	17	35	42	41	359
2022	40	35	23	22	10	12							142

Custodial - 2021	3	3	8	5	8	5	4	2	2	3	8	10	61
2022	6	6	8	6	9	5							40

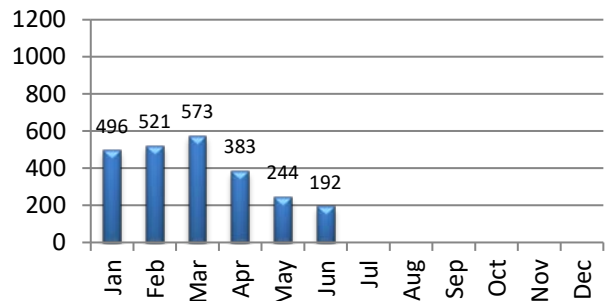
DUI Arrests - 2021	2	6	9	14	10	2	6	5	5	3	2	8	72
2022	5	1	10	3	7	4							30

MV Contacts - 2021	541	543	876	962	443	305	462	729	407	491	558	425	6,742
2022	496	521	573	383	244	192							2,409

**MV Contacts - 2021**



**MV Contacts - 2022**





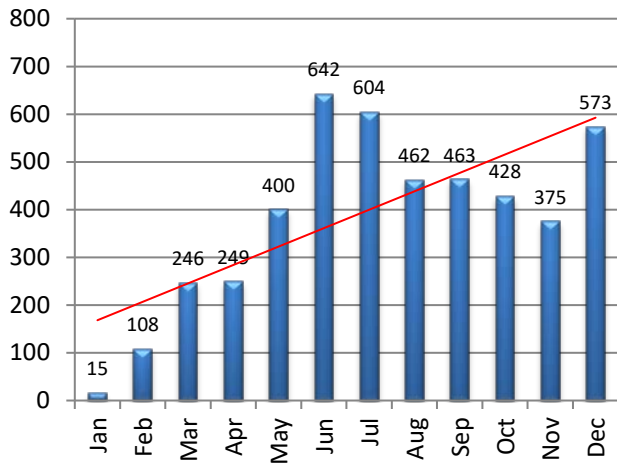
MV Enforcement: Type	Jan	Feb	Mar	Apr	May	Jun	Jul	Aug	Sep	Oct	Nov	Dec	YTD
Speeding Violations	193	209	207	70	49	48							776
Seatbelt Violations	0	0	0	0	0	0							0
Registration Violations	51	41	32	29	13	12							178
License Violations	19	18	15	19	14	14							99
Distracted Driving	9	6	3	140	13	1							172
Suspended Licence	12	9	11	8	9	7							56
Stop Sign Violations	111	128	135	50	103	56							583
Traffic Light Violation	15	20	26	19	9	19							108

The above incidents are a overview of common violations. These statistics are not the only motor vehicle enforcement actions taken. The above show top 6 violations for the month.

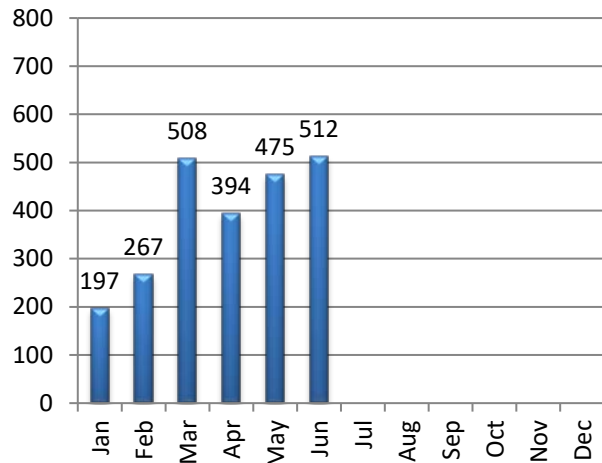
**PARKING TICKET SUMMARY**

Total Issued	Jan	Feb	Mar	Apr	May	Jun	Jul	Aug	Sep	Oct	Nov	Dec	YTD
2021	15	108	246	249	400	642	604	462	463	428	375	573	4565
2022	197	267	508	394	475	512							2353

Parking Tags Issued 2021



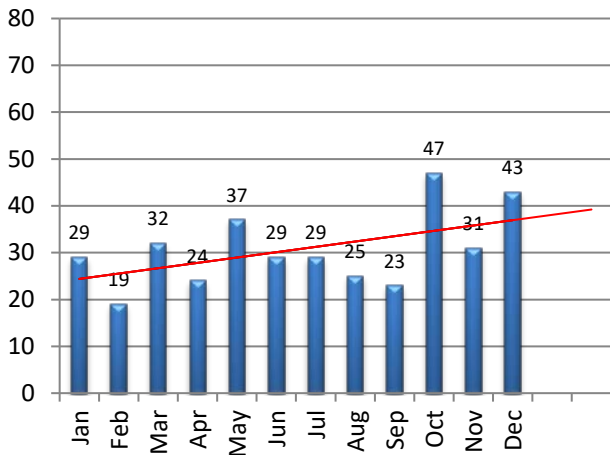
Parking Tags Issued - 2022



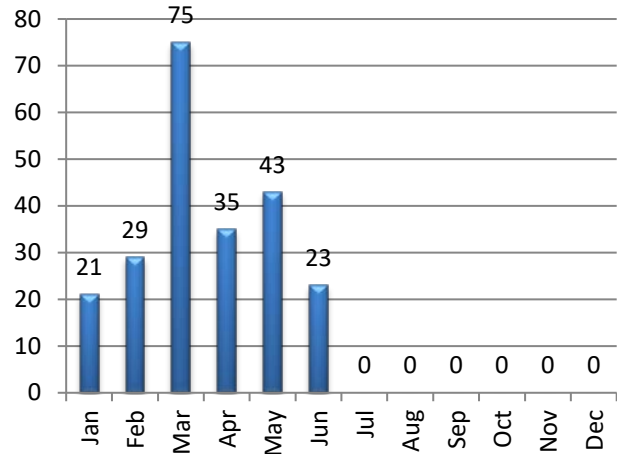
**CRIMINAL ARREST SUMMARY**

<b>Criminal Arrests by Month</b>	Jan	Feb	Mar	Apr	May	Jun	Jul	Aug	Sep	Oct	Nov	Dec	YTD
<b>Larceny - 2021</b>	18	14	24	20	17	18	20	17	16	26	15	29	234
<b>2022</b>	16	21	43	20	34	19							153
<b>Vandalism - 2021</b>	4	1	1	2	4	5	5	0	2	3	1	4	32
<b>2022</b>	0	2	5	3	4	0							14
<b>MV Theft / Attempt - 2021</b>	0	1	0	0	2	0	0	0	0	4	1	2	10
<b>2022</b>	0	0	0	0	0	0							-
<b>Burglary / Attempt - 2021</b>	2	2	3	1	6	4	3	2	1	8	0	3	35
<b>2022</b>	1	3	18	7	3	0							32
<b>Assault - 2021</b>	5	1	4	1	8	2	1	5	4	6	9	2	48
<b>2022</b>	4	3	8	4	2	4							25
<b>Robbery - 2021</b>	0	0	0	0	0	0	0	1	0	0	5	3	9
<b>2022</b>	0	0	1	1	0	0							2
<b>2021</b>	29	19	32	24	37	29	29	25	23	47	31	43	368
<b>2022</b>	21	29	75	35	43	23	0	0	0	0	0	0	226

**Total Criminal Arrests - 2021**



**Total Criminal Arrests - 2022**



<b>Domestic Violence Arrests</b>	Jan	Feb	Mar	Apr	May	Jun	Jul	Aug	Sep	Oct	Nov	Dec	YTD
<b>2022</b>	5	11	8	6	3	7							40

Run Time: 08:27

## Monthly Statistics

06/01/2022 00:00 Thru 06/30/2022 23:59

Call Description	Current Month June 2022	Previous Month May 2022	Year To Date 1/1 - 06/30/2022	Same Month 2021 June 2021	Prior Month 2021 May 2021	Year To Date 2021 1/1 - 06/30/2021
911 HANG UP	9	10	51	21	11	66
ABANDONED MOTOR VEHICLE	17	9	43	12	4	34
ALARM	0	0	0	1	0	1
ALARM EXCUSED	0	0	0	0	0	2
ALARM FALSE	211	218	1202	231	173	1115
ANIMAL COMPLAINT	87	89	421	113	86	432
ANIMAL RESCUE	1	1	3	1	2	5
ANY SITUATION	14	11	62	7	7	51
ASSAULT	2	3	19	0	5	14
ASSAULT IN PROGRESS	0	0	0	1	0	1
ASSISTANCE	214	184	1044	180	179	970
AUTOMATIC ALARM COMMERCIAL	51	25	220	29	33	182
AUTOMATIC ALARM RESIDENTIAL	55	40	224	36	48	188
BANK ESCORT	18	17	115	22	16	117
BOAT FIRE (AT SEA)	1	0	1	1	0	1
BREACH OF PEACE	51	46	300	60	54	296
BRUSH FIRE	1	0	3	1	2	10
BURGLARY	0	0	0	0	0	0
BURGLARY - RESIDENCE	2	1	13	1	1	11
BURGLARY - COMMERCIAL	2	3	14	4	1	9
BURGLARY - GARAGE	0	3	9	2	0	4
BURGLARY - SCHOOL	1	0	1	0	0	0
BURGLARY ATTEMPT	0	0	0	1	0	2
BURGLARY ATTEMPT - RESIDEN	0	0	1	1	0	5
BURGLARY ATTEMPT - COMMERC	0	0	0	0	0	2
BURGLARY IN PROGRESS	0	0	0	0	0	0
BURNING COMPLAINT	7	2	15	4	4	19
BUS FIRE	0	1	1	0	0	0
BUSINESS/LOCATION CHECK	950	1191	7693	866	1143	6600
CANCEL 911 HANG-UP	1	0	3	0	1	1
CANCELLED ALARM	38	41	218	43	36	232
CAR FIRE	3	4	13	1	2	10
CO ALARM (CODE 2)	13	11	54	5	4	40
CO ALARM WITH MEDICAL CONDI	2	2	5	0	1	1
COMMUNITY EVENT	38	44	226	15	21	81
DEAD ANIMAL ON ROADWAY	2	0	11	3	3	13
DEAD ON ARRIVAL	1	1	12	0	3	14
DOOR UNLOCKED	3	2	17	2	4	13
DUMPSTER FIRE	0	0	3	0	0	0
ELEVATOR RESCUE	1	2	9	1	4	12
EMERGENCY MEDICAL CALL	358	356	1910	216	225	1288
EMERGENCY MEDICAL CALL (COD	108	92	598	65	76	547
EMS	7	13	86	8	6	35
FIRE	0	1	2	0	0	2
FIRE-OUT REPORT	1	0	3	0	1	3
FIREWORKS COMPLAINT	8	2	10	17	11	38
FLOODING CONDITION	1	2	15	1	3	10
FOLLOW UP INVESTIGATION	1	0	4	0	0	0
FUNERAL ESCORT	11	11	85	11	10	65
GPS ALERT	0	8	20	3	0	12
HARASSMENT	23	21	118	15	14	96
HOUSEHOLD APPLIANCE	1	1	8	0	0	9
INFORMATION	1	5	27	7	117	2460
INSIDE LEAK (GAS)	6	4	33	4	6	25
INSIDE LEAK (OTHER)	0	1	2	0	0	2
INSIDE ODOR, MISCELLANEOUS	2	0	14	1	2	15
INTOXICATED SUBJECT	2	2	13	5	7	22
INVESTIGATION	193	192	1044	176	200	983
INVESTIGATION- SENIOR CITIZ	2	0	7	1	0	5
INVESTIGATION-ARREST	4	2	16	2	2	17
INVESTIGATION-BAD CHECK	0	1	2	0	0	0
INVESTIGATION-COUNTERFEIT	0	4	7	1	0	2
INVESTIGATION-CREDIT CARD F	1	1	7	0	0	7
INVESTIGATION-FINANCIAL CRI	4	7	20	0	1	10
INVESTIGATION-FORGERY	1	1	8	1	0	7
INVESTIGATION-INTERNET CRIM	4	1	11	2	1	12
INVESTIGATION-WARRANT ARRE	13	17	60	6	13	36
LARCENY IN PROGRESS	0	0	1	0	0	0

## Monthly Statistics

06/01/2022 00:00 Thru 06/30/2022 23:59

Call Description	Current Month June 2022	Previous Month May 2022	Year To Date 1/1 - 06/30/2022	Same Month 2021 June 2021	Prior Month 2021 May 2021	Year To Date 2021 1/1 - 06/30/2021
LARCENY/THEFT	17	24	107	18	22	88
LARCENY-EMPLOYEE THEFT	0	0	1	2	0	2
LARCENY-IDENTITY THEFT	1	3	26	7	4	44
LOCATION CHECK - COVID19	0	0	0	0	2	3
M.V. ACCIDENT	189	195	1020	139	171	806
M.V. ACCIDENT WITH INJURIES	0	0	0	0	0	1
MEDICAL ALARM	2	1	15	4	2	15
MENTAL PATIENT	12	4	40	3	8	30
MISSING PERSON	2	8	25	4	5	27
MUTUAL AID - FIRE	4	4	23	0	3	10
NARCOTIC VIOLATION IN PROGR	0	0	0	0	0	1
NARCOTICS VIOLATION	1	1	9	1	8	16
No Police Actual Call Type	44	60	431	227	177	999
NOISE COMPLAINT	39	49	192	50	65	238
OTHER RESCUE	0	1	1	0	0	1
OUTDOOR MISCELLANEOUS FIRE	4	6	17	4	3	15
OUTSIDE LEAK (PROPANE)	2	1	5	1	0	1
OUTSIDE LEAK / SPILL	9	4	32	6	3	26
PACOS ASSIGNMENT	20	28	283	20	33	307
PARKING VIOLATION	57	53	216	32	61	220
PISTOL PERMIT APPLICATION	14	16	134	29	19	213
PUBLIC SERVICE CALL	44	48	271	48	52	238
RECKLESS DRIVER	36	27	172	47	44	206
RECOVERED PROPERTY	17	6	84	19	22	89
RESIDENTIAL LOCK IN	1	0	5	0	1	3
RESIDENTIAL LOCK OUT	2	1	10	0	2	12
ROAD HAZARD	29	31	160	24	22	160
ROBBERY	0	0	6	0	0	2
SEX VIOLATION	0	1	5	1	2	7
SHOPLIFTER	34	41	173	21	21	130
STOLEN VEHICLE	5	15	44	8	16	50
STOLEN VEHICLE ATTEMPT	0	0	3	0	1	1
STRUCTURE FIRE	9	6	36	7	6	50
SUICIDE	0	3	5	1	0	4
SUICIDE ATTEMPT	1	1	5	0	2	7
SUICIDE THREAT	6	6	39	3	6	20
SUSPICIOUS PERSON	27	21	135	21	25	135
SUSPICIOUS VEHICLE	14	22	104	20	17	102
TEST	27	8	86	2	1	18
THEFT FROM MOTOR VEHICLE	22	27	179	38	66	202
TRAFFIC CONTROL MALFUNCTION	13	5	36	4	1	16
TRAFFIC STOP	1	5	42	10	26	147
TRAFFIC STOP - ARREST	72	102	1298	124	189	1406
TRAFFIC STOP - NO ACTION	4	2	21	1	2	23
TRAFFIC STOP - VERBAL	109	130	1023	168	220	2057
TRAFFIC STOP - WRITTEN WARN	3	3	20	3	4	30
TRESPASSER	13	14	61	10	8	57
TRUCK FIRE	0	2	2	1	0	4
UNKNOWN TROUBLE	0	0	2	1	1	3
VANDALISM IN PROGRESS	0	0	1	0	0	0
VANDALISM MISCELLANEOUS	3	16	35	10	5	24
VANDALISM TO STRUCTURE	6	9	26	6	5	22
VANDALISM TO VEHICLE	4	6	22	4	5	17
VEHICLE ACCIDENT WITH INJUR	35	41	184	19	28	132
VEHICLE LOCK IN	1	1	5	0	2	3
VEHICLE LOCK OUT	20	23	118	16	26	116
VESSEL INSPECTION	1	0	1	3	7	11
WATER RESCUE	0	1	3	2	0	2
WIRES DOWN	5	9	38	4	8	29
<b>Report Totals:</b>	<b>3529</b>	<b>3797</b>	<b>23194</b>	<b>3400</b>	<b>3972</b>	<b>24860</b>